










1. My child:

		ResponsePercent	ResponseCount
is currently on an IEP (Individualized Education Program)		75.9%	223
currently has a 504 Plan		9.9%	29
had an IEP in the past 2 years but no longer does		7.5%	22
had a 504 plan in the past 2 years but no longer does		1.4%	4
went through the evaluation process but was not found to qualify for an IEP or 504 Plan.		5.4%	16
		AnsweredQuestion	294
		SkippedQuestion	4

2. My child is in:

		ResponsePercent	ResponseCount
Preschool		2.4%	7
Elementary School		39.9%	118
Middle School		28.0%	83
High School		29.7%	88
		AnsweredQuestion	296
		SkippedQuestion	2











3. My child has been on an IEP or 504 Plan in the Lexington Public School system for:

		ResponsePercent	ResponseCount
One year or less		15.3%	45
2-5 years		50.7%	149
6 or more years		29.3%	86
Not applicable (went through the evaluation process but was not found to qualify for an IEP or 504 Plan)		4.8%	14
		AnsweredQuestion	294
		SkippedQuestion	4

4. My child attends:

		ResponsePercent	ResponseCount
my geo-coded (neighborhood) school		65.4%	185
a district –wide program		23.0%	65
Special Education out-of-district private funded by Lexington		4.9%	14
Special Education out-of-district collaborative school funded by Lexington		3.9%	11
Special Education school out-of-district self-pay		0.4%	1
Private school self pay		4.2%	12
		AnsweredQuestion	283
		SkippedQuestion	15

5. My child's disability is: (Check all that apply)

		ResponsePercent	ResponseCount
Autism		20.6%	60
Specific learning disability		30.2%	88
Intellectual Impairment		4.5%	13
Emotional Impairment		9.6%	28
Sensory Impairment		9.3%	27
Health or Physical impairment		14.8%	43
Communication Impairment		11.7%	34
Neurological Impairment		10.0%	29
Developmental Delay		15.1%	44
Other (please specify)		20.6%	60
		AnsweredQuestion	291
		SkippedQuestion	7






6. Placement/Services Delivery for Children with an IEP

	N/A	Strongly Disagree	Disagree	Neutral	Agree	Strongly Agree	RatingCount
The input I provide is reflected in my child's IEP.	3.3% (8)	7.8% (19)	6.9% (17)	7.3% (18)	48.6% (119)	26.1% (64)	245
I understand and accept the rationale for the services and goals outlined in my child's IEP.	3.2% (8)	6.1% (15)	9.3% (23)	8.9% (22)	45.7% (113)	26.7% (66)	247
My child receives all of the services I expect based on his/her IEP.	3.6% (9)	9.3% (23)	17.0% (42)	16.2% (40)	30.8% (76)	23.1% (57)	247
My child's team (i.e., teachers and staff) is given the time and resources to deliver the service plan to my child.	3.6% (9)	6.5% (16)	12.1% (30)	23.4% (58)	32.7% (81)	21.8% (54)	248
My child's rate of progress is measured effectively.	4.1% (10)	12.7% (31)	13.1% (32)	22.0% (54)	32.2% (79)	15.9% (39)	245
Overall, I feel the services my child receives are appropriate given his/her needs.	2.0% (5)	11.3% (28)	17.0% (42)	14.6% (36)	33.2% (82)	21.9% (54)	247
Overall, I feel my child is well cared for during the school day.	3.6% (9)	6.9% (17)	4.0% (10)	13.8% (34)	35.6% (88)	36.0% (89)	247
					Additional Comments		79
					AnsweredQuestion		249
					SkippedQuestion		49

7. Placement/Services Delivery for Children with 504 plans

	N/A	Strongly Disagree	Disagree	Neutral	Agree	Strongly Agree	RatingCount
The accommodations provided in my child's 504 plan reflect my child's needs.	0.0% (0)	3.2% (1)	9.7% (3)	19.4% (6)	32.3% (10)	35.5% (11)	31
My child's team is provided with the resources needed to implement the 504 plan.	0.0% (0)	6.5% (2)	16.1% (5)	32.3% (10)	25.8% (8)	19.4% (6)	31
Overall, I feel my child is well cared for during the day.	0.0% (0)	6.5% (2)	3.2% (1)	19.4% (6)	35.5% (11)	35.5% (11)	31
						Additional Comments	10
						AnsweredQuestion	31
						SkippedQuestion	267

8. How often do you interact with teachers and other Lexington Public School professionals regarding your child?

		ResponsePercent	ResponseCount
Daily		6.5%	17
Weekly		33.0%	86
Monthly		26.1%	68
Quarterly		24.5%	64
Yearly		10.0%	26
			Additional Comments
			88
		AnsweredQuestion	261
		SkippedQuestion	37

9. Partnering with Parents/Outside Experts

	N/A	Strongly Disagree	Disagree	Neutral	Agree	Strongly Agree	RatingCount
I am included as an equal partner with teachers and other Lexington Public School professionals.	4.4% (12)	12.5% (34)	10.0% (27)	19.9% (54)	35.8% (97)	17.3% (47)	271
The school reviews and seriously considers reports from outside experts (i.e. physicians and therapists) I have hired to work with my child.	27.1% (73)	13.8% (37)	11.2% (30)	15.2% (41)	17.1% (46)	15.6% (42)	269
						Additional Comments	49
						AnsweredQuestion	273
						SkippedQuestion	25




10. Staff and Training

	N/A	Strongly Disagree	Disagree	Neutral	Agree	Strongly Agree	RatingCount
Special education professional staff work effectively with my child (this includes special educators and related service providers such as Occupational Therapists, Speech Therapists, Social Workers, and Behavioral Specialists).	10.7% (29)	7.7% (21)	8.5% (23)	15.5% (42)	33.9% (92)	23.6% (64)	271
General education staff members (regular classroom teachers) effectively work with my child.	7.1% (19)	7.1% (19)	10.8% (29)	17.5% (47)	36.2% (97)	21.3% (57)	268
Instructional aides (including SSIs) are trained to effectively work with my child.	30.5% (82)	8.6% (23)	9.3% (25)	17.1% (46)	19.7% (53)	14.9% (40)	269
						Additional Comments	73
						AnsweredQuestion	271
						SkippedQuestion	27

11. Behavior Interventions--Collaboration

	N/A	Strongly Disagree	Disagree	Neutral	Agree	Strongly Agree	Don't Know	RatingCount
Staff members collaborate with me on behavior interventions, strategies, and supports for my child in school.	17.0% (46)	10.0% (27)	9.2% (25)	14.0% (38)	28.4% (77)	20.3% (55)	1.1% (3)	271
							Additional Comments	35
						AnsweredQuestion	271	
						SkippedQuestion	27	




12. A functional behavior assessment (FBA) has been completed for my child.

		ResponsePercent	ResponseCount
Yes		15.9%	43
No		32.6%	88
Don't Know		51.5%	139
Additional Comments			30
AnsweredQuestion			270
SkippedQuestion			28

13. Functional Behavioral Assessments, continued

	N/A	Strongly Disagree	Disagree	Neutral	Agree	Strongly Agree	Don't Know	RatingCount
The functional behavior assessment included the collection of descriptive data and linked the observed data to hypotheses about the function of my child's behavior.	4.8% (2)	7.1% (3)	11.9% (5)	14.3% (6)	33.3% (14)	21.4% (9)	7.1% (3)	42
While the FBA was in progress, I was contacted and asked for input regarding my child's behavior.	4.8% (2)	11.9% (5)	7.1% (3)	7.1% (3)	35.7% (15)	28.6% (12)	4.8% (2)	42
The results of the FBA were shared with me, and any questions that I had regarding the assessment were answered.	7.1% (3)	7.1% (3)	4.8% (2)	14.3% (6)	35.7% (15)	26.2% (11)	4.8% (2)	42
If needed, a behavior plan was created that was linked to the results of the Functional Behavioral Assessment.	16.3% (7)	4.7% (2)	9.3% (4)	9.3% (4)	25.6% (11)	20.9% (9)	14.0% (6)	43
Additional Comments								12
AnsweredQuestion								43
SkippedQuestion								255

14. My child has a written behavior plan at school (to reduce problem behaviors or increase positive behaviors).

		ResponsePercent	ResponseCount
Yes		18.8%	50
No		64.7%	172
Don't Know		16.5%	44
	Additional Comments		20
	AnsweredQuestion		266
	SkippedQuestion		32

15. Behavior Plans, continued

	N/A	Strongly Disagree	Disagree	Neutral	Agree	Strongly Agree	Don't Know	RatingCount
I was given the opportunity to provide my own perspective/feedback about the plan.	5.4% (3)	10.7% (6)	10.7% (6)	8.9% (5)	32.1% (18)	30.4% (17)	1.8% (1)	56
In my child's behavior plan, the specific behaviors, specific consequences, and behavior-change tools are clearly defined and communicated to me.	7.3% (4)	9.1% (5)	12.7% (7)	10.9% (6)	30.9% (17)	29.1% (16)	0.0% (0)	55
The behavior plan was reviewed with me, and any questions that I had regarding the plan were answered.	7.3% (4)	12.7% (7)	9.1% (5)	7.3% (4)	34.5% (19)	29.1% (16)	0.0% (0)	55
The behavior plan includes positive reinforcement for positive behaviors.	7.3% (4)	3.6% (2)	7.3% (4)	7.3% (4)	40.0% (22)	32.7% (18)	1.8% (1)	55
I receive regular updates regarding the effectiveness of the behavior plan in reducing challenging behaviors and increasing positive behaviors.	10.9% (6)	18.2% (10)	9.1% (5)	12.7% (7)	20.0% (11)	29.1% (16)	0.0% (0)	55
							Additional Comments	15
							AnsweredQuestion	56
							SkippedQuestion	242

16. Timeliness of Communication

	N/A	Strongly Disagree	Disagree	Neutral	Agree	Strongly Agree	RatingCount
I get timely, thorough, and helpful information about the services provided under my child's IEP or 504 Plan (for IEPs this may include type of service, frequency of service, implementation of the current IEP, and current level and rate of progress on goals.)	4.6% (12)	11.8% (31)	15.3% (40)	19.5% (51)	35.1% (92)	13.7% (36)	262
When I raise a question, problem, or concern, I get a response from the LPS administration/staff.	4.6% (12)	9.1% (24)	8.0% (21)	15.6% (41)	39.9% (105)	22.8% (60)	263
						Additional Comments	49
						AnsweredQuestion	267
						SkippedQuestion	31

17. Communication--Concerns & Questions

	N/A	Strongly Disagree	Disagree	Neutral	Agree	Strongly Agree	RatingCount
I feel comfortable raising concerns and questions with LPS administration/staff.	1.5% (4)	14.4% (38)	7.6% (20)	12.5% (33)	38.6% (102)	25.4% (67)	264
						If you selected Strongly Disagree or Disagree, please explain why:	61
						AnsweredQuestion	264
						SkippedQuestion	34

18. What aspects of special education in the district do you think are the most effective for your child's development?

	ResponseCount
	169
AnsweredQuestion	169
SkippedQuestion	129

19. What are one or two changes to special education that could be made to better meet the needs of your child?

	ResponseCount
	175
AnsweredQuestion	175
SkippedQuestion	123